

Colt Series C200 / C200N Double Check Valves 2-1/2" to 10"

Available Models

Suffix:

- NRS – non-rising stem resilient seated gate valves
- OSY – UL/FM outside stem and yoke, resilient seated gate valves
- BFG – UL/FM grooved gear operated butterfly valves with tamper switch

Configurations

- Horizontal
- Vertical up
- "N" pattern horizontal

COLT SERIES



Features

- Extremely Compact Design
- 70% Lighter than Traditional Designs
- 304 (Schedule 40) Stainless Steel Housing & Sleeve
- Groove Fittings Allow Integral Pipeline Adjustment
- Patented Tri-Link Check Provides Lowest Pressure Loss
- Unmatched Ease of Serviceability
- Available with Grooved Butterfly Valve Shutoffs
- Available for Horizontal, Vertical or N Pattern Installations
- Replaceable Check Disc Rubber

Description

The Colt C200/C200N Double Check Valve Assemblies are used to prevent backflow of pollutants, that are objectionable but not toxic, from entering the potable water supply system. The Colt C200/C200N may be installed under continuous pressure service and may be subjected to backpressure. The Colt C200/C200N consists of two independently operating check valves, two shutoff valves, and four test cocks. For use in non-health hazard applications.

Approvals

ASSE 1015, UL Listed 28S6, CSA B64.4, FM Approved

Installation

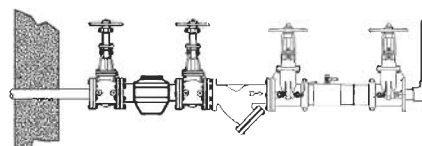
The Series C200 may be installed in either horizontal or vertical position as long as the backflow assembly is installed in accordance with the direction of flow arrow on the assembly and the local water authority approves installation. The assembly should be installed with adequate clearance around the valve for inspection, testing and servicing. 12" should be the minimum clearance between the lower portion of the assembly and the floor or grade.

Pressure — Temperature

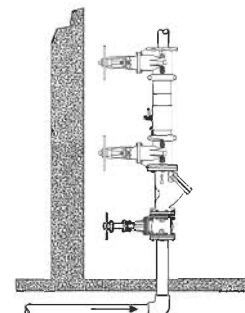
Temperature Range: 33°F – 140°F
Maximum Working Pressure: 175psi

Materials

- Housing & Sleeve: 304 Stainless Steel
- Elastomers: EPDM, Silicone and Buna 'N'
- Tri-Link Checks: Noryl®, Stainless Steel
- Check Discs: Reversible Silicone or EPDM
- Test Cocks: Bronze Body Nickel Plated
- Pins & Fasteners: 300 Series Stainless Steel
- Springs: Stainless Steel



Horizontal Installation



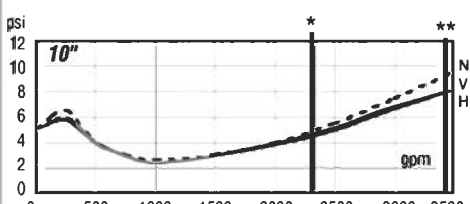
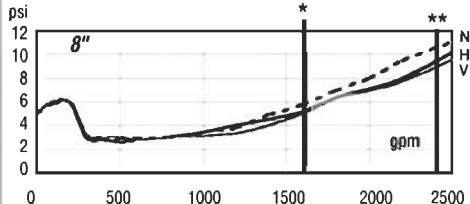
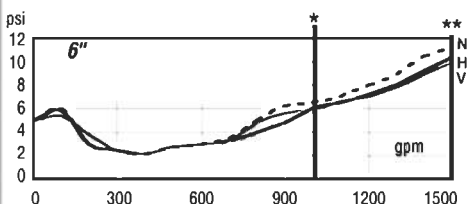
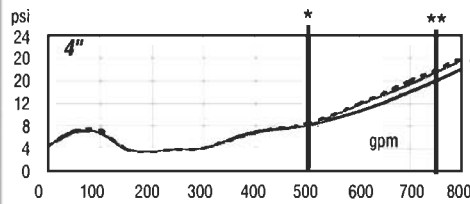
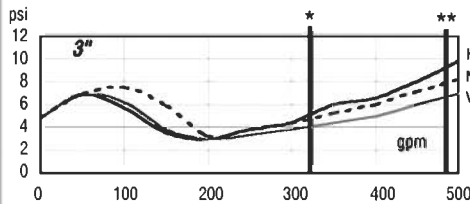
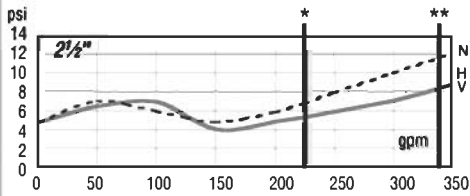
Vertical Installation

Colt Series 200 & 300

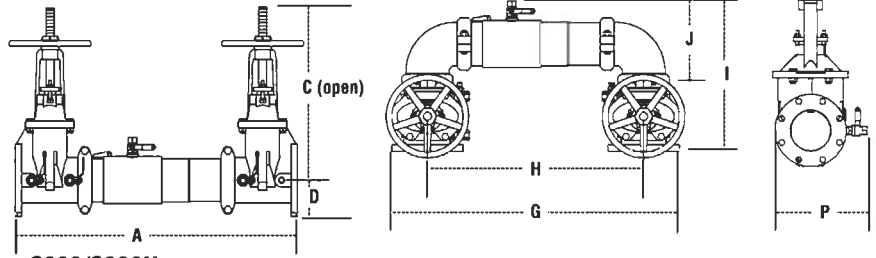
Flow Curves

— Horizontal - - - - - N - Pattern
 — Vertical

* = Rated Flow ** = UL Tested

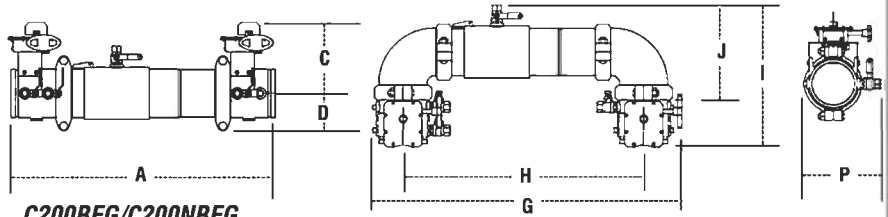


Dimensions — Weights



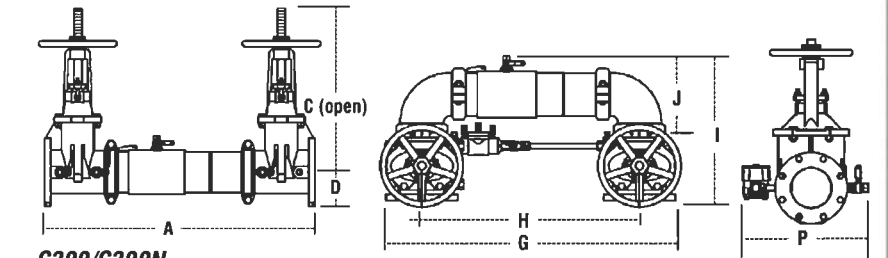
G200/C200N

SIZE (DN)	DIMENSIONS									WEIGHT			
	A	C (OSY)	C (NRS)	D	G	H	I	J	P	C200NRS	C200OSY	C200N NRS	C200N OSY
2½	31	16¾	9¾	3½	29¼	22	15½	8¼	9¼	115	125	123	133
3	31¼	18¾	10¼	3½	30¼	22¾	17¼	9¼	10½	131	145	144	158
4	33¼	22¾	12¾	4	33	24	18½	9¼	11¾	161	161	184	184
6	44	30¼	16	5½	44¾	33¾	23¼	13¼	15	273	295	314	336
8	50	37¾	19¼	6¼	54¾	40¾	27¼	15¼	17¾	438	480	513	555
10	57½	45¾	23¼	8¾	66	50	32¼	17¼	20	721	781	891	951



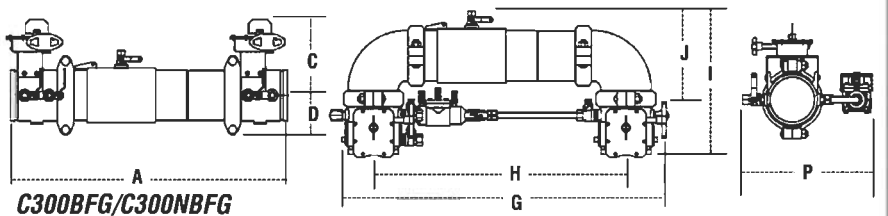
C200BFG/C200NBFG

SIZE (DN)	DIMENSIONS									WEIGHT	
	A	C	D	G	H	I	J	P	C200BFG	C200NBFG	
2½	28	8	3½	29¼	22	14¼	8¼	9	56	64	
3	28½	8¼	3½	30¼	22¾	15¼	9¼	9½	54	67	
4	29¾	8¼	3½	31¼	24	16¼	9¼	10	61	84	
6	36½	10	5	43¾	33¾	19¼	13¼	10½	117	157	
8	43	12¼	6½	51¼	40¾	23¼	15¼	14¼	261	337	



C300/C300N

SIZE (DN)	DIMENSIONS									WEIGHT	
	A	C (OSY)	C (NRS)	D	G	H	I	J	P	C300	C300N
2½	31	16¾	9¾	3½	29¼	22	15½	8¼	13¾	139	147
3	31¼	18¾	10¼	3½	30¼	22¾	17¼	9¼	14½	159	172
4	33¼	22¾	12¾	4	33	24	18½	9¼	15¾	175	198
6	44	30¼	16	5½	44¾	33¾	23¼	13¼	19	309	350
8	50	37¾	19¼	6¼	54¾	40¾	27¼	15¼	21¾	494	569
10	57½	45¾	23¼	8¾	66	50	32¼	17¼	24	795	965



C300BFG/C300NBFG

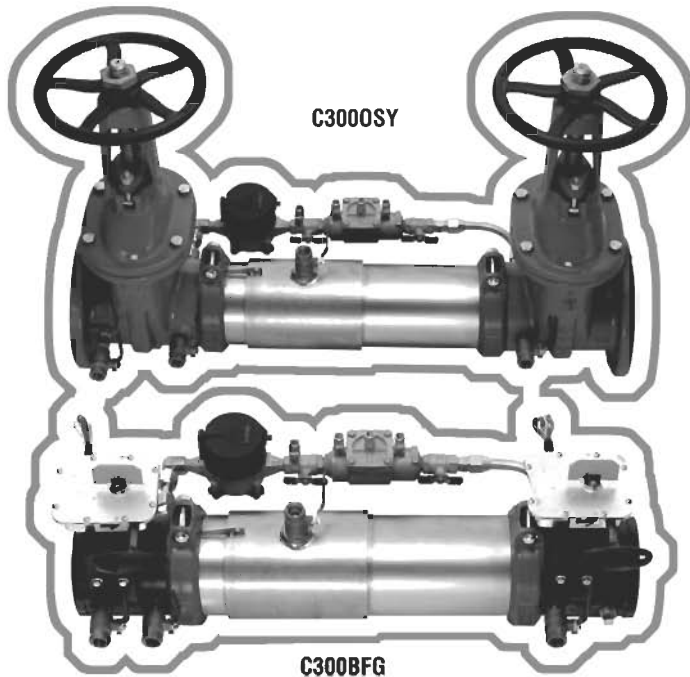
SIZE (DN)	DIMENSIONS									WEIGHT	
	A	C	D	G	H	I	J	P	C300BFG	C300NBFG	
2½	28	8	3½	29¼	22	14¼	8¼	13	70	78	
3	28½	8¼	3½	30¼	22¾	15¼	9¼	13½	68	81	
4	29¾	8¼	3½	31¼	24	16¼	9¼	14	75	98	
6	36½	10	5	43¾	33¾	19¼	13¼	14½	131	171	
8	43	12¼	6½	51¼	40¾	23¼	15¼	18¼	275	351	

American Backflow Specialties

(800) 66-BKFLO

(619) 527-2525

Fax: (619) 527-2527



Colt Series C300 / C300N Double Check Detector Assemblies 2-1/2" to 10"

Available Models

Suffix:

NRS – non-rising stem resilient seated gate valves

OSY – UL/FM outside stem and yoke, resilient seated gate valves

BFG – UL/FM grooved gear operated butterfly valves with tamper switch



Configurations

- Horizontal
- Vertical up
- "N" pattern horizontal



Features

- Extremely Compact Design
- 70% Lighter than Traditional Designs
- 304 (Schedule 40) Stainless Steel Housing & Sleeve
- Groove Fittings Allow Integral Pipeline Adjustment
- Patented Tri-Link Check Provides Lowest Pressure Loss
- Unmatched Ease of Serviceability
- Available with Grooved Butterfly Valve Shutoffs
- Available for Horizontal, Vertical or N Pattern Installations
- Replaceable Check Disc Rubber

Description

The Colt C300/C300N Double Check Valve Assemblies are used to prevent backflow of pollutants, that are objectionable but not toxic, from entering the potable water supply system. The Colt C200/C200N may be installed under continuous pressure service and may be subjected to backpressure. The Colt C300/C300N consists of two independently operating check valves, two shutoff valves, and four test cocks. For use in non-health hazard applications.

Approvals

ASSE 1048, UL Listed 28S6, CSA B64.4, FM Approved

Installation

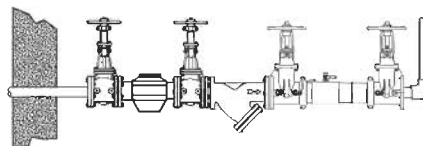
C300/C300N may be installed in either horizontal or vertical position as long as the backflow assembly is installed in accordance with the direction of flow arrow on the assembly and the local water authority approves installation. The assembly should be installed with adequate clearance around the valve for inspection, testing and servicing. 12" should be the minimum clearance between the lower portion of the assembly and the floor or grade.

Pressure — Temperature

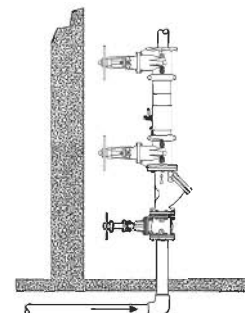
Temperature Range: 33°F – 140°F
Maximum Working Pressure: 175psi

Materials

- Housing & Sleeve: 304 Stainless Steel
- Elastomers: EPDM, Silicone and Buna 'N'
- Tri-Link Checks: Noryl®, Stainless Steel
- Check Discs: Reversible Silicone or EPDM
- Test Cocks: Bronze Body Nickel Plated
- Pins & Fasteners: 300 Series Stainless Steel
- Springs: Stainless Steel

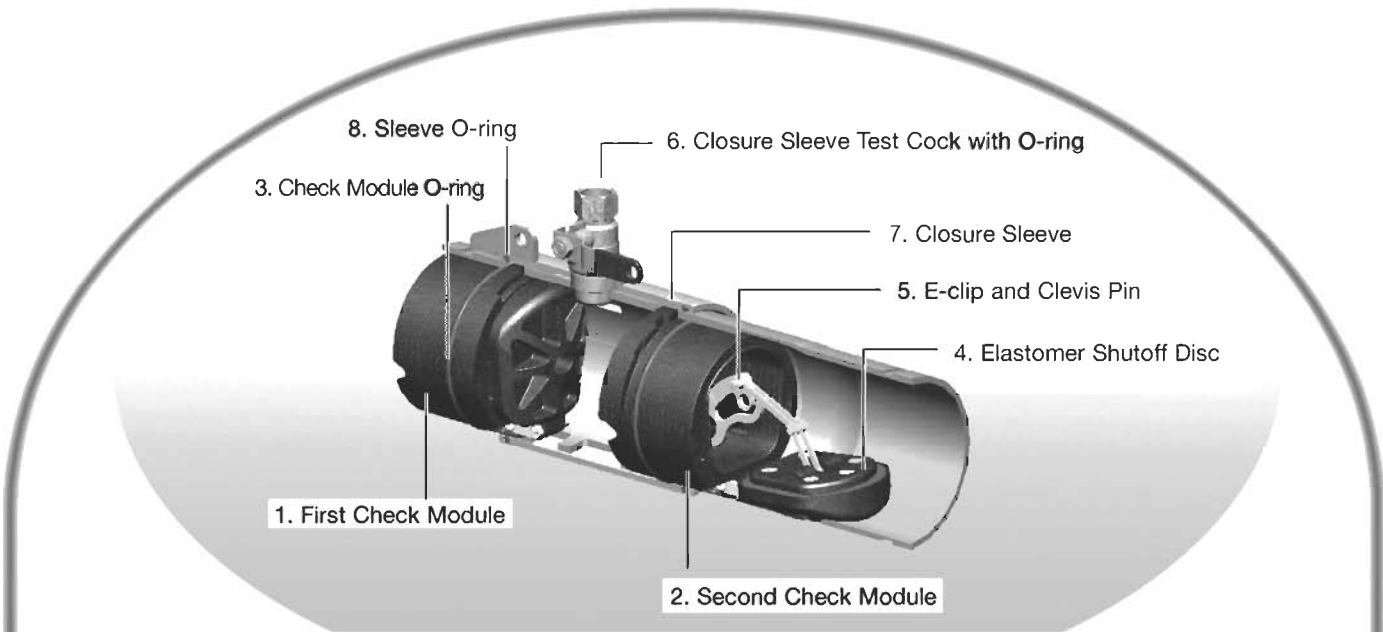


Horizontal Installation



Vertical Installation

Colt Series - Models C200/C200N & C300/C300N Replacement Parts



ITEM NO.	PART DESCRIPTION	2½"	3"	4"	6"	8"	10"
1	FIRST CHECK MODULE	7018111	7018111	7018111	7018114	7018117	7018399
2	SECOND CHECK MODULE	7018113	7018113	7018113	7018116	7018119	7018400
3	CHECK MODULE O-RING	7017861	7017861	7017861	7017910	7013301	7018352
4	ELASTOMER SHUTOFF DISC	7017855	7017855	7017855	7017903	7017928	7018348
5	GROOVED CLEVIS PIN KIT (CONTAINS: "E" CLIP & CLEVIS PIN) 5 PER PACK	7018126	7018126	7018126	7018127	7018127	7018412
6	CLOSURE SLEEVE TEST-COCK WITH O-RING #3	7018152	7018152	7018152	7018153	7018153	7018153
7	CLOSURE SLEEVE	7017880	7017880	7017880	7017882	7017884	7017886
8	SLEEVE O-RING or GASKET (2 REQ'D)	7017896	7017896	7017896	7017921	7017944	7018339
NS	CHECK REPAIR KIT (CONTAINS: O-RING, SHUTOFF DISC & "E" CLIP)	7018123	7018123	7018123	7018124	7018125	7018414
NS	TEST COCK, .50 FPT X FPT WITH NIPPLE	7018394	7018394	7018394	N/A	N/A	N/A
NS	TEST COCK, .75 FPT X FPT WITH NIPPLE	N/A	N/A	N/A	7018395	7018395	7018395
NS	"E" CLIP	7017870	7017870	7017870	7017821	7017821	7017974
NS	GROOVE COUPLER	7017994	7017995	7018147	7018148	7018149	7018070
NS	SLEEVE COUPLER ASSEMBLY	N/A	N/A	N/A	N/A	7018122	7018413
NS	O-RING, #3 TEST COCK	7017897	7017897	7017897	7017897	7017897	7017897
NS	STAINLESS STEEL CHECK RETAINER	7018408	7018408	7018408	7018409	7018410	7018411