



AIR GAP DRAIN 40-200 & Model RP (4S-200) Backflow Preventers 1/4" to 10"


SPECIFICATIONS

The Air Gap Drain shall primarily provide a physical separation between the relief valve discharge and the drainage system.

The device shall be able to funnel minor relief valve discharges caused by supply pressure fluctuations or minor check valve fouling.


It shall be designed to provide easy installation to drain line and reduced pressure principle backflow preventer.

All parts shall be corrosion resistant and shall be **100% made in the USA.**



FEATURES

- Corrosion Resistant
- Easy to install
- Reduces water splashing
- Economical



MATERIALS

Body

40-200-XA, X1, X2 – Cast Brass
40-200-X3 – FDA Approved epoxy-coated carbon steel

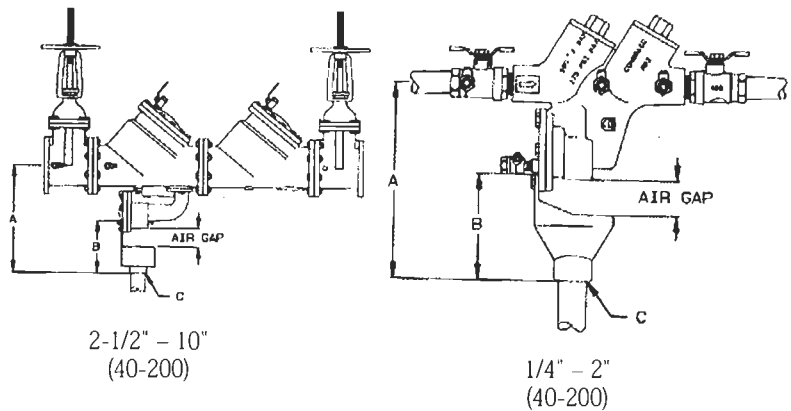
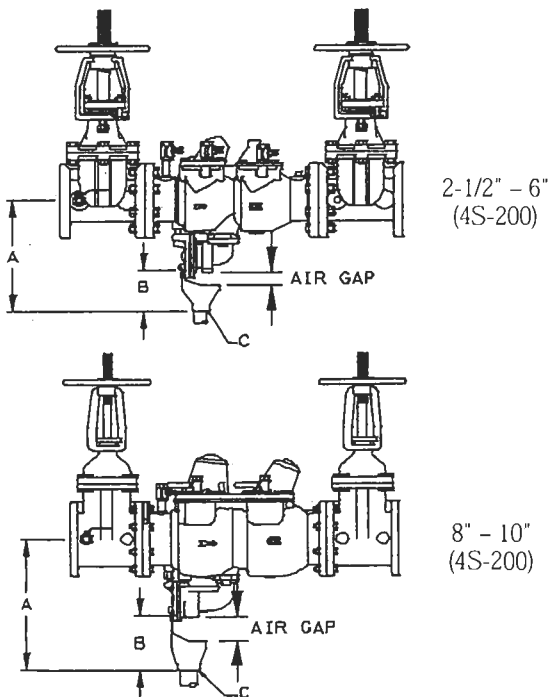
Fasteners

300 Series Stainless Steel

DIMENSIONS - WEIGHTS

R.P. SIZE 40 SERIES	AGD MODEL NO.	A	B	C	WT./100
1/4", 3/8", 1/2"	40-200-XA	8-7/16	5	1" NPT	230
3/4" & 1"	40-200-X1	9-1/2	5-1/8	1" NPT	340
1-1/4" - 2"	40-200-X1	11-1/4	5-1/8	1" NPT	340
2-1/2" & 3"	40-200-X2	19	9-7/8	2" NPT	1100
4"	40-200-X2	20	9-7/8	2" NPT	1100
6"	40-200-X2	21	9-7/8	2" NPT	1100
8"	40-200-X3	22-11/16	12-11/16	3" NPT	1245
10"	40-200-X3	25-11/16	12-11/16	3" NPT	1245

R.P. SIZE 4S SERIES	AGD MODEL NO.	A	B	C	WT./100
2-1/2" & 3"	40-200-X1	13-11/16	5-1/8	1" NPT	340
6"	40-200-X1	14-5/8	5-1/8	1" NPT	340
8" & 10"	40-200-X2	23-3/4	9-13/16	2" NPT	1100



American Backflow Specialties

www.americanbackflow.com

(800) 66-BKFLO

(619) 527-2525

Fax: (619) 527-2527