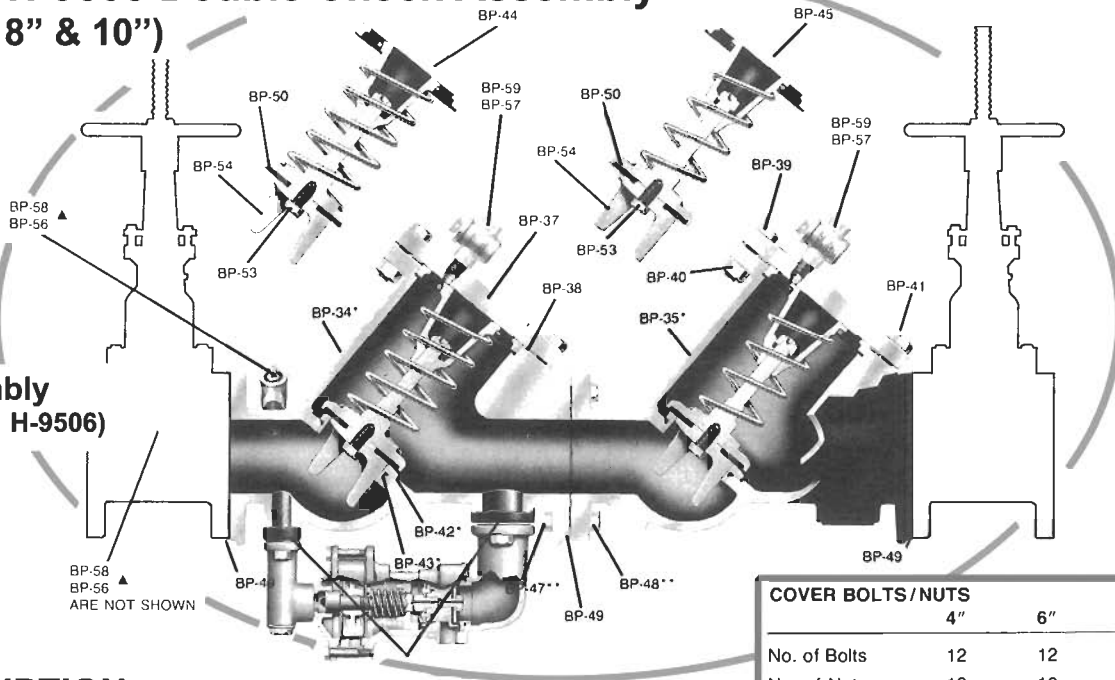


## Model H-9505 Double Check Assembly (4", 6", 8" & 10")

### Check Valve Assembly (H-9505 & H-9506)



### DESCRIPTION

This is a double check assembly that was produced from 1975 to 1989. The assembly has a cast iron check body. The springs of this unit are contained when the covers are removed. Check seats on this model are replaceable with use of a seat removal tool. The body has an epoxy coating to protect from rust. Serial number is needed when ordering parts for the H-9505.

**NOTE: ILLUSTRATION SHOWS A REDUCED PRESSURE BACKFLOW PREVENTER ON A DOUBLE CHECK VALVE. THESE PASSAGES ARE NOT DRILLED AND THE RELIEF VALVE IS NOT INCLUDED.**  
 \*BODY ALWAYS SUPPLIED WITH SEAT RING BP-42 AND O-RING BP-43 INSTALLED  
 \*\*ON 4" DEVICE, TWO LOWER BOLTS BP-48 ARE REPLACED BY STUDS BP-46 (STUDS REQUIRE TWO NUTS BP-47 EACH)

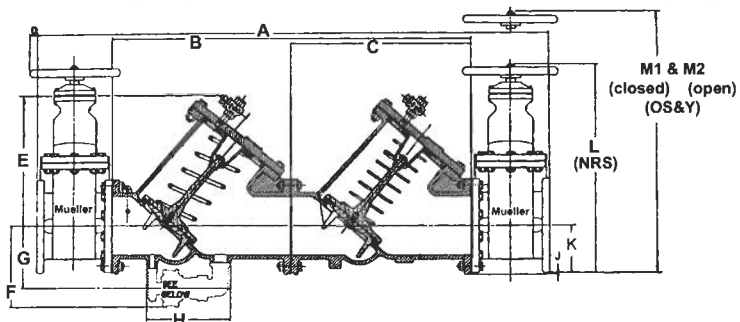
	COVER BOLTS/NUTS			
	4"	6"	8"	10"
No. of Bolts	12	12	20	20
No. of Nuts	12	12	20	20
No. of Studs	4	4	4	4
	FLANGE BOLTS			
	4"	6"	8"	10"
No. of Studs	2	—	—	—
No. of Nuts	26	24	24	36
No. of Bolts	22	24	24	36

- BP-34 BODY -- FIRST CHECK (supplied with seat ring BP-42 and O-ring BP-43 installed)
- BP-35 BODY -- SECOND CHECK (supplied with seat ring BP-42 and O-ring BP-43 installed)
- BP-37 COVER PLATE (2)
- BP-38 COVER GASKET (2)
- BP-39 COVER BOLT (see chart for quantity)
- BP-40 COVER NUT (see chart for quantity)
- BP-41 COVER STUD (see chart for quantity)
- BP-42 SEAT RING (2)
- BP-43 SEAT O-RING (2)
- BP-44 SPRING MODULE SUB-ASSEMBLY -- FIRST CHECK
- BP-45 SPRING MODULE SUB-ASSEMBLY -- SECOND CHECK
- BP-46 END FLANGE STUD (4" device only) (see chart for quantity)
- BP-47 END FLANGE NUT (see chart for quantity)
- BP-48 END FLANGE BOLT (see chart for quantity)
- BP-49 END FLANGE GASKET (3)
- BP-50 RUBBER SEAT
- BP-53 RETAINING BOLT-SEAT
- BP-54 SEAT GUIDE
- BP-55 SILICONE GREASE (not illustrated)
- BP-56 LONG NIPPLE AND TEST VALVE ASSEMBLY
- BP-57 SHORT NIPPLE AND TEST VALVE ASSEMBLY
- BP-58 LONG NIPPLE, TEST VALVE, AND BUSHING ASSEMBLY
- BP-59 SHORT NIPPLE, TEST VALVE, AND BUSHING ASSEMBLY

▲ Order BP-58 for 4" units with 001 through 636 as first three digits of serial number. Order BP-56 for 4" units serial numbers 636 through present and ALL 6", 8", and 10" units.  
 ☐ Order BP-59 for 4" units with 001 through 636 as first three digits of serial number. Order BP-57 for 4" units serial numbers 636 through present and ALL 6", 8", and 10" units.

### DIMENSIONS & WEIGHTS

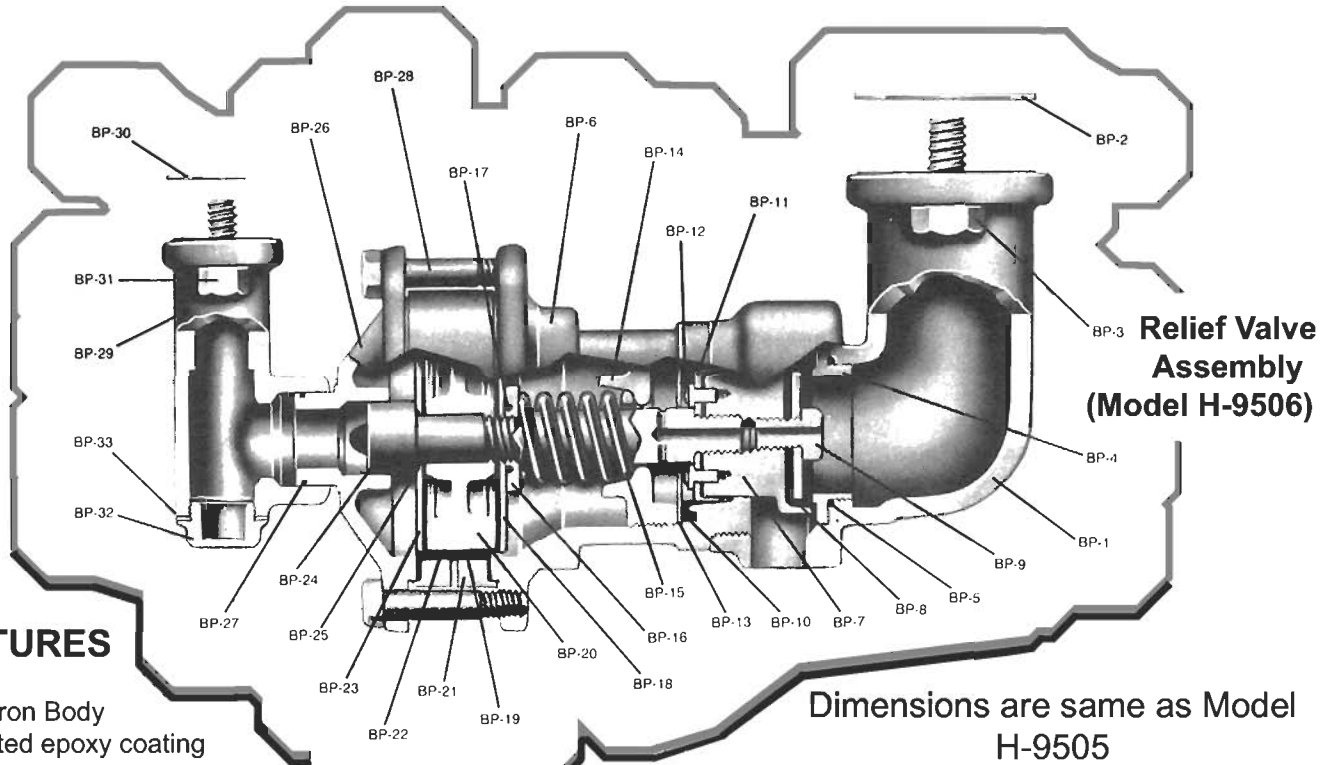
Dimension	4"	6"	8"	10"
A	55.19	64.19	80.19	88.19
B	37.06	43.06	57.06	62.06
C	18.50	21.50	28.50	31.00
D	1.00	1.25	1.25	1.50
E	13.19	15.81	16.50	21.47
F	10.85	11.90	13.03	13.78
G	7.68	8.73	9.86	10.60
H	14.53	14.53	14.53	14.53
J	.25	.25	.25	.25
K	4.50	5.50	6.75	8.00
L	20.81	25.62	30.00	36.38
M1	26.22	32.00	39.94	47.12
M2	30.84	38.66	48.69	57.88





## Model H-9506

### Reduced Pressure Assembly (4", 6", 8" & 10")



**Relief Valve Assembly (Model H-9506)**

### FEATURES

- Cast Iron Body
- Painted epoxy coating
- Contained springs
- Replaceable seats
- Detachable relief valve
- Internal relief valve sensing line

Dimensions are same as Model H-9505

### DESCRIPTION

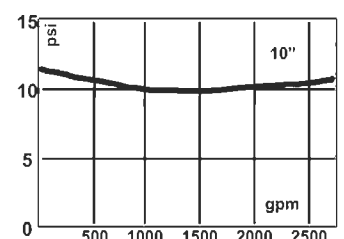
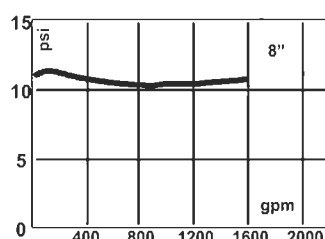
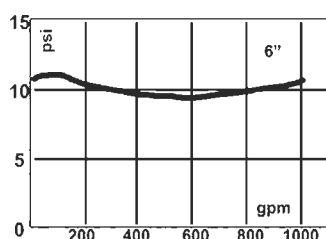
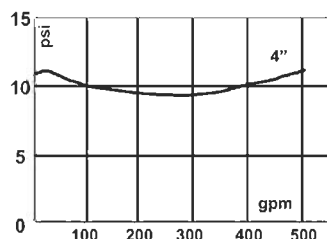
The Mueller H-9506 is a reduced pressure assembly that was produced from 1975 until 1989. The check body of the assembly is cast iron. The relief valve is bronze bodied and of the double diaphragm design. All seats are replaceable. A seat removal tool must be used to replace the check seals. The check springs are contained with the cover removed. Epoxy is painted on the check cover to prevent rust. The relief valve uses an internal relief valve sensing line. The relief valve is removable from the check body. For some repair parts, a serial number may be required.

BP-1 BODY — ZONE CONNECTION	BP-18 ZONE RETAINER PLATE
BP-2 GASKET — ZONE CONNECTION	BP-19 ZONE DIAPHRAGM
BP-3 CAP SCREW (2)	BP-20 PISTON — LARGE
BP-4 SEAT RING	BP-21 SPACER — RING
BP-5 O-RING — SEAT	BP-22 INLET DIAPHRAGM
BP-6 BODY	BP-23 INLET RETAINER PLATE
BP-7 PISTON — SMALL	BP-24 BOLT — GUIDE
BP-8 SEAT	BP-25 O-RING
BP-9 CAP SCREW	BP-26 CAP
BP-10 DIAPHRAGM — SMALL†	BP-27 O-RING
BP-11 RETAINER PLATE	BP-28 CAP SCREWS (6)
BP-12 SCREWS (4)†	BP-29 BODY — INLET CONNECTION
BP-13 WASHER	BP-30 GASKET
BP-14 NUT	BP-31 CAP SCREW (2)
BP-15 SPRING	BP-32 CAP — DRAIN
BP-16 SHAFT — SPRING	BP-33 GASKET — CAP
BP-17 O-RING	

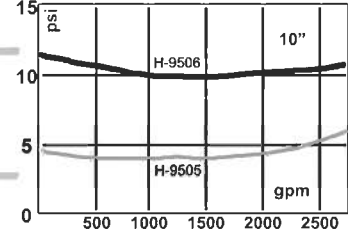
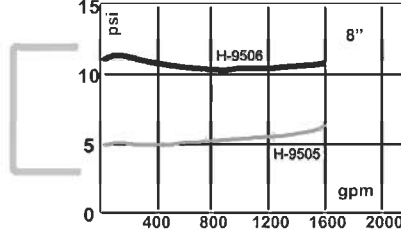
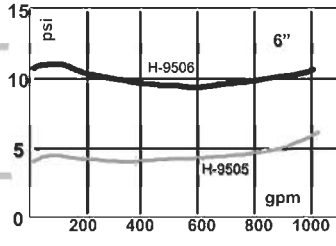
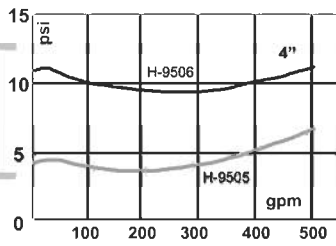
†Sold as a kit, parts not available separately.

**12**  
Mueller

### FLOW CURVES



# FLOW CURVES: H-9505 & H9506



## REPAIR KITS

### RELIEF VALVE REPAIR KITS

#### COMPLETE SUB-ASSEMBLY

Part number BPK-1  
(BP-1 thru BP-33)

#### BODY ASSEMBLY

Part number BPK-2  
(BP-6 thru BP-28)

#### RUBBER & GASKET REPLACEMENT

Part number BPK-3

Consists of:

- BP-2 GASKET — ZONE CONNECTION
- BP-3 CAP SCREW (2)
- BP-5 SEAT O-RING
- BP-8 SEAT
- BP-10 DIAPHRAGM — SMALL
- BP-12 SCREWS (4)
- BP-17 O-RING
- BP-19 ZONE DIAPHRAGM
- BP-22 INLET DIAPHRAGM
- BP-25 O-RING
- BP-27 O-RING
- BP-30 GASKET
- BP-31 CAP SCREW (2)
- BP-33 GASKET — CAP

#### SEAT RING

Part number BPK-4

Consists of:

- BP-4 SEAT RING
- BP-5 SEAT O-RING
- BP-8 SEAT

#### SMALL DIAPHRAGM

Part number BPK-5

Consists of:

- BP-10 SMALL DIAPHRAGM
- BP-12 SCREWS (4)

### CHECK VALVE REPAIR KITS

#### 1ST CHECK VALVE FOR H-9506 REDUCED PRESSURE BACKFLOW PREVENTER

Part number BPK-6

Consists of:

- BP-34 BODY (always supplied with seat ring BP-42 and O-ring BP-43 installed)
- BP-38 COVER GASKET
- BP-49 END FLANGE GASKET (2)

#### 1ST CHECK VALVE FOR H-9505 DOUBLE CHECK VALVE BACKFLOW PREVENTER

Part number BPK-7

Consists of:

- BP-34 BODY (always supplied with seat ring BP-42 and O-ring BP-43 installed)
- BP-38 COVER GASKET
- BP-49 END FLANGE GASKET (2)

#### 2ND CHECK VALVE FOR H-9506 OR H-9505 DEVICE

Part number BPK-8

Consists of:

- BP-35 BODY (always supplied with seat ring BP-42 and O-Ring BP-43 installed)
- BP-38 COVER GASKET
- BP-49 END FLANGE GASKET

#### SEAT RING

Part number BPK-9

Consists of:

- BP-38 COVER GASKET
- BP-42 SEAT RING
- BP-43 SEAT O-RING
- BP-50 SEAT

#### 1ST CHECK SPRING MODULE FOR H-9506 REDUCED PRESSURE BACKFLOW PREVENTER

Part number BPK-11

Consists of:

- BP-38 COVER GASKETS
- BP-44 1ST CHECK SPRING MODULE
- BP-50 SEAT

#### 1ST CHECK SPRING MODULE FOR H-9505 DOUBLE CHECK VALVE BACKFLOW PREVENTER

Part number BPK-12

Consists of:

- BP-38 COVER GASKETS
- BP-44 1ST CHECK SPRING MODULE
- BP-50 SEAT

#### 2ND CHECK SPRING MODULE FOR H-9506 OR H-9505 DEVICE

Part number BPK-13

Consists of:

- BP-38 COVER GASKETS
- BP-45 2ND CHECK SPRING MODULE
- BP-50 SEAT

#### SEAT GUIDE

Part number BPK-14

Consists of:

- BP-38 COVER GASKET
- BP-53 RETAINING BOLT-SEAT
- BP-54 SEAT GUIDE
- BP-50 SEAT

#### SEAT REPLACEMENT

Part number BPK-10

Consists of:

- BP-38 COVER GASKET (2)
- BP-50 SEAT (2)