



Series 719 Double Check Valve Assemblies

Sizes: 1/2" – 2"

DESCRIPTION

Series 719 Double Check Valve Assemblies are designed to protect drinking water supplies from dangerous cross connections in accordance with national plumbing codes and water authority requirements.

This series may be used in only those cross-connections identified by local inspection authorities as non-health hazard applications.

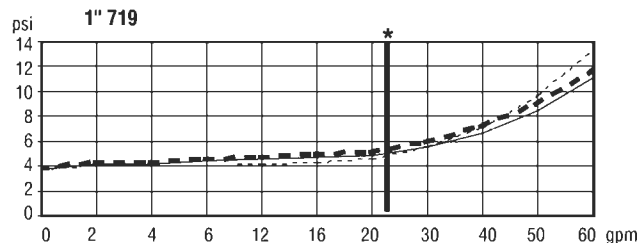
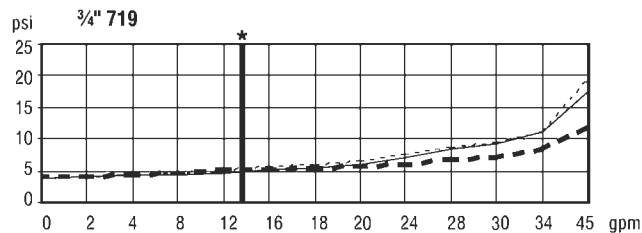
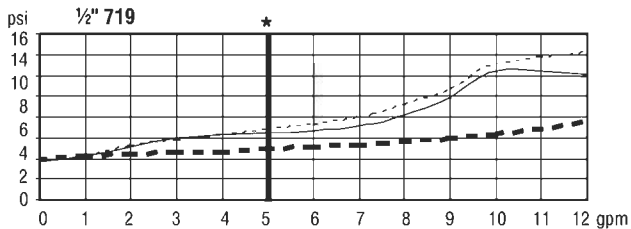
FEATURES

- Manufactured from bronze alloy
- Separate access, top entry check valve design
- Reversible seat disc rubber, extends check valve life
- Chloramine resistant elastomers
- Replaceable seats and seat discs
- Compact design
- Top mounted screwdriver slotted ball valve test cocks
- Low pressure drop
- 1/2" – 1" have Tee handles

TEMP-PRESSURE

Operating Pressure: 175psi

Operating Temperature Range: 33°F – 180°F



MODELS

Suffix:

- S – bronze strainer
- LF – without shutoff valves
- LH – locking handle ball valves
- SH – stainless steel ball valve handles
- HC – 2 1/2" inlet/outlet fire hydrant fittings (2" valve)
- QT – quarter-turn ball valves
- C&T – testcock caps and tethers

Prefix:

- U – union connections
- AQT – street elbows with quarter-turn ball valves

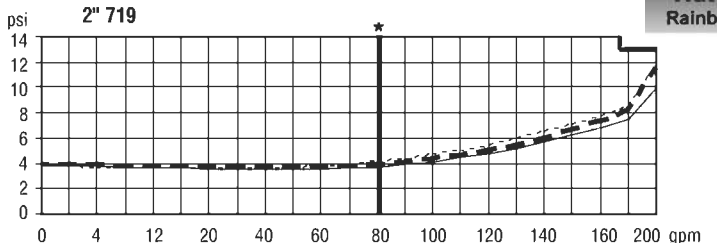
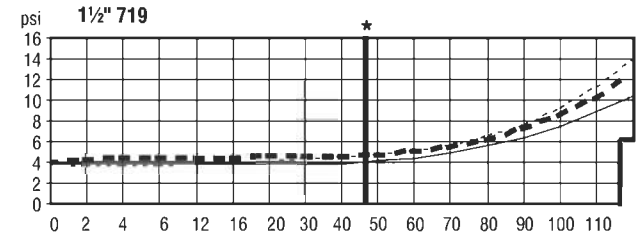
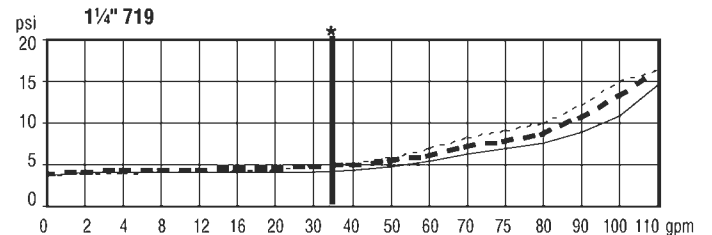
MATERIALS

- Bronze body construction
- Chloramine resistant silicone and EPDM elastomers
- PPO check seats and Disc holders

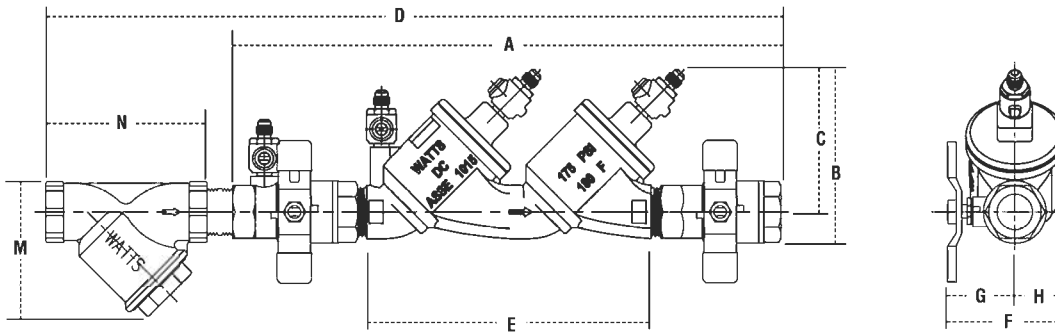
APPROVALS

ASSE, UPC

| | | |
|----|---------|---------|
| QT | AQT | UQT |
| — | - - - - | - - - - |



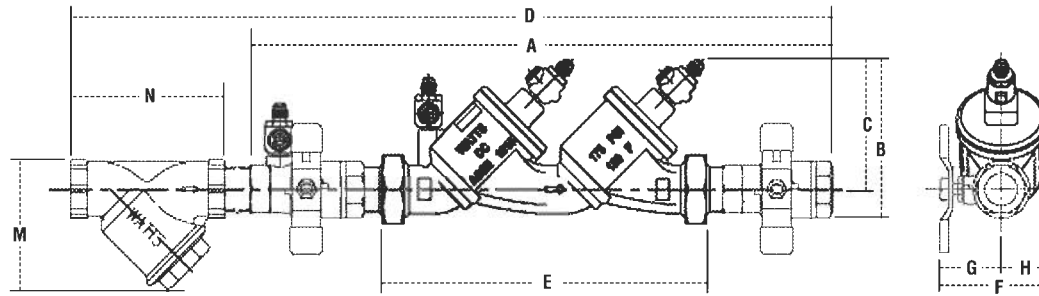
719QT Models



| MODEL | SIZE | | DIMENSIONS | | | | | | | | | | WEIGHT | | | | | | | | | | | |
|-------|-------|----|------------|-----|--------|-----|---------|-----|---------|-----|--------|-----|---------|------|--------|----|---------|----|--------|-----|-------|-----|-------|-------|
| | in. | mm | A | B | C | D | E(LF) | F | G | H | M | N | lbs. | lbs. | | | | | | | | | | |
| 719QT | 1/2 | 15 | 9 7/8 | 251 | 3 1/16 | 94 | 2 15/16 | 75 | 12 1/2 | 312 | 5 3/4 | 147 | 2 1/2 | 63 | 1 1/16 | 43 | 3/4 | 20 | 2 3/4 | 70 | 2 1/4 | 57 | 2.84 | 3.84 |
| 719QT | 3/4 | 20 | 12 3/8 | 314 | 4 1/4 | 108 | 3 1/2 | 90 | 15 1/2 | 394 | 7 7/8 | 200 | 3 3/8 | 80 | 2 1/16 | 53 | 1 1/16 | 27 | 3 3/16 | 81 | 2 3/4 | 70 | 4.66 | 6.41 |
| 719QT | 1 | 25 | 14 13/16 | 376 | 4 9/16 | 116 | 3 13/16 | 98 | 18 3/16 | 462 | 9 5/8 | 244 | 3 13/16 | 96 | 2 7/16 | 63 | 1 3/16 | 34 | 3 3/4 | 95 | 3 | 76 | 7.44 | 9.44 |
| 719QT | 1 1/4 | 32 | 18 7/8 | 480 | 6 1/8 | 155 | 5 1/8 | 129 | 22 3/4 | 578 | 11 1/4 | 297 | 4 1/4 | 108 | 2 5/8 | 67 | 1 5/8 | 41 | 4 7/16 | 113 | 3 1/2 | 89 | 13.96 | 17.96 |
| 719QT | 1 1/2 | 40 | 18 7/8 | 480 | 6 1/8 | 155 | 5 1/8 | 129 | 23 3/4 | 591 | 11 1/4 | 297 | 4 3/4 | 120 | 3 3/8 | 79 | 1 5/8 | 41 | 4 7/8 | 124 | 4 | 102 | 16.12 | 19.87 |
| 719QT | 2 | 50 | 19 1/2 | 495 | 7 1/16 | 179 | 5 13/16 | 147 | 24 7/8 | 632 | 13 3/8 | 340 | 5 5/16 | 136 | 3 7/16 | 87 | 1 15/16 | 49 | 5 5/16 | 151 | 5 | 127 | 25.66 | 33.41 |

■ indicates values for 719QT-S only.

U719QT-S Models

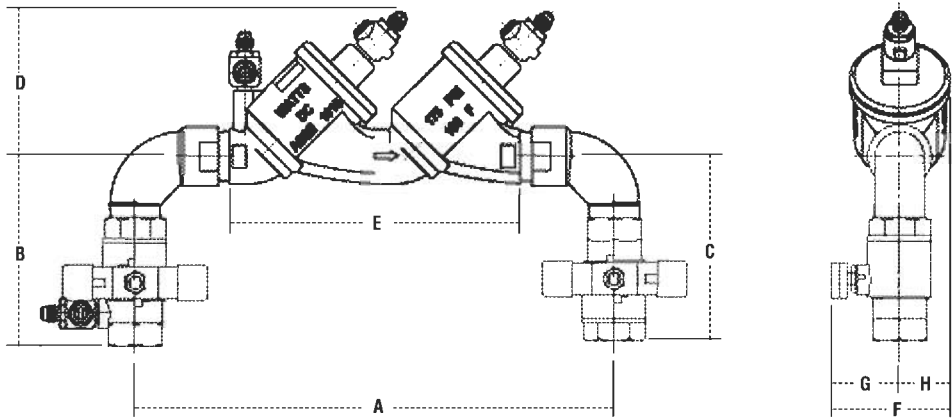


| MODEL | SIZE | | DIMENSIONS | | | | | | | | | | WEIGHT | | | | | | | | | | | |
|------------|-------|----|------------|-----|--------|-----|---------|-----|---------|-----|---------|-----|---------|------|--------|----|---------|----|--------|-----|-------|-----|-------|-------|
| | in. | mm | A | B | C | D | E(LF) | F | G | H | M | N | lbs. | lbs. | | | | | | | | | | |
| U719QT-R10 | 1/2 | 15 | 15 13/16 | 402 | 4 9/16 | 116 | 3 13/16 | 98 | 18 7/16 | 468 | 11 1/16 | 288 | 3 1/16 | 77 | 1 1/16 | 43 | 1 5/16 | 34 | 2 3/4 | 70 | 2 1/4 | 57 | 7.44 | 8.44 |
| U719QT-R10 | 3/4 | 20 | 16 1/4 | 413 | 4 9/16 | 116 | 3 13/16 | 98 | 19 3/8 | 492 | 11 5/16 | 287 | 3 3/8 | 86 | 2 1/16 | 53 | 1 5/16 | 34 | 3 3/16 | 81 | 2 3/4 | 70 | 7.94 | 9.69 |
| U719QT | 1 | 25 | 17 1/4 | 439 | 4 9/16 | 116 | 3 13/16 | 98 | 20 5/8 | 524 | 11 1/16 | 297 | 3 13/16 | 96 | 2 7/16 | 63 | 1 5/16 | 34 | 3 3/4 | 95 | 3 | 76 | 8.92 | 10.92 |
| U719QT | 1 1/4 | 32 | 21 3/16 | 539 | 6 1/8 | 155 | 5 1/8 | 129 | 25 1/16 | 637 | 14 5/16 | 364 | 4 1/4 | 108 | 2 5/8 | 67 | 1 5/8 | 41 | 4 7/16 | 113 | 3 1/2 | 89 | 17.64 | 21.64 |
| U719QT | 1 1/2 | 40 | 21 1/2 | 547 | 6 1/8 | 155 | 5 1/8 | 129 | 25 7/8 | 657 | 14 1/2 | 369 | 4 3/4 | 120 | 3 3/8 | 79 | 1 5/8 | 41 | 4 7/8 | 124 | 4 | 102 | 19.76 | 23.51 |
| U719QT | 2 | 50 | 21 7/8 | 555 | 7 1/16 | 179 | 5 13/16 | 147 | 27 1/4 | 692 | 15 3/4 | 400 | 5 5/16 | 136 | 3 7/16 | 87 | 1 15/16 | 49 | 5 5/16 | 151 | 5 | 127 | 29.97 | 37.72 |

■ indicates values for 719QT-S only.

American Backflow Specialties
 (800) 66-BLFLO
 (619) 527-2525
 Fax: (619) 527-2527

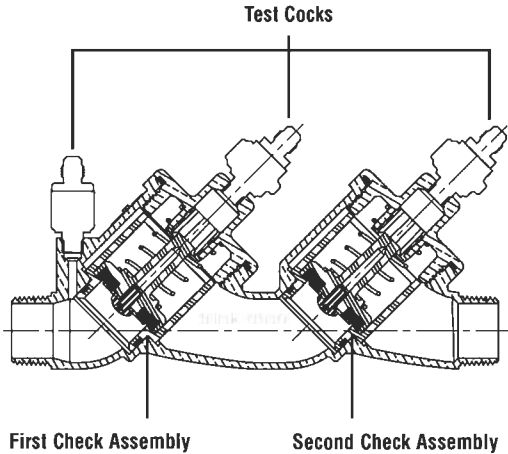
719AQT Models



| MODEL | SIZE | | DIMENSIONS | | | | | | | | | | WEIGHT | | | | | | | |
|------------|-------|----|------------|-----|--------|-----|---------|-----|--------|-----|---------|------|---------|-----|--------|----|---------|----|-------|-------|
| | in. | mm | A | B | C | D | E(LF) | F | G | H | lbs. | kgs. | | | | | | | | |
| 719AQT | 1/2 | 15 | 7 7/8 | 200 | 4 3/16 | 106 | 3 15/16 | 100 | 2 9/16 | 75 | 5 3/4 | 147 | 3 1/16 | 77 | 1 1/16 | 43 | 1 3/16 | 34 | 3.40 | 1.54 |
| 719AQT-R10 | 3/4 | 20 | 10 7/8 | 349 | 4 3/4 | 121 | 4 9/16 | 116 | 3 1/2 | 90 | 7 7/8 | 200 | 3 3/8 | 86 | 2 1/16 | 53 | 1 5/16 | 34 | 5.66 | 2.57 |
| 719AQT | 1 | 25 | 12 11/16 | 322 | 5 | 127 | 4 5/16 | 110 | 3 9/16 | 98 | 9 5/8 | 244 | 3 13/16 | 96 | 2 7/16 | 63 | 1 5/16 | 34 | 8.87 | 4.03 |
| 719AQT | 1 1/4 | 32 | 15 3/16 | 386 | 5 5/8 | 144 | 5 5/8 | 144 | 5 1/16 | 129 | 11 1/16 | 297 | 4 1/4 | 108 | 2 5/8 | 67 | 1 5/8 | 41 | 15.66 | 7.10 |
| 719AQT | 1 1/2 | 40 | 15 13/16 | 401 | 6 3/16 | 157 | 6 3/16 | 157 | 5 1/16 | 129 | 11 1/16 | 297 | 4 3/4 | 120 | 3 3/8 | 79 | 1 5/8 | 41 | 18.40 | 8.35 |
| 719AQT | 2 | 50 | 17 3/8 | 442 | 6 5/8 | 167 | 6 9/16 | 167 | 5 9/16 | 141 | 13 3/8 | 340 | 5 5/16 | 136 | 3 7/16 | 87 | 1 15/16 | 49 | 28.96 | 13.14 |



Model 719



1/2" – 2" Repair Kits

When ordering, specify ordering code number, kit number and valve size

1st or 2nd Check Kits

| ORDERING CODE | KIT NO. | SIZE |
|---------------|---------------|-----------------|
| 0888100 | RK 719R10 CK4 | 1/2" – 3/4" |
| 0889060 | RK 719 CK4 | 1/2" |
| 0889061 | RK 719 CK4 | 3/4" |
| 0889062 | RK 719 CK4 | 1" |
| 0888101 | RK 719 CK4 | 1 1/4" – 1 1/2" |
| 0888102 | RK 719 CK4 | 2" |

Kit consists of: Disc holder, Spring and Cover O-ring

1st or 2nd Check Rubber Parts Kits

| | | |
|---------|---------------|-----------------|
| 0888103 | RK 719R10 RC4 | 1/2" – 3/4" |
| 0889063 | RK 719 RC4 | 1/2" |
| 0889064 | RK 719 RC4 | 3/4" |
| 0889065 | RK 719 RC4 | 1" |
| 0888104 | RK 719 RC4 | 1 1/4" – 1 1/2" |
| 0888105 | RK 719 RC4 | 2" |

Kit consists of: Disc rubber, Seat O-ring and Cover O-ring

1st or 2nd Check Seat Kits

| | | |
|---------|-------------|-----------------|
| 0888997 | RK 719R10 S | 1/2" – 3/4" |
| 0889069 | RK 719 S | 1/2" |
| 0889070 | RK 719 S | 3/4" |
| 0889071 | RK 719 S | 1" |
| 0888998 | RK 719 S | 1 1/4" – 1 1/2" |
| 0888999 | RK 719 S | 2" |

Kit consists of: Seat, Seat O-ring and Cover O-ring

1st or 2nd Check Cover Kits

| | | |
|---------|-------------|-----------------|
| 0888106 | RK 719R10 C | 1/2" – 3/4" |
| 0889066 | RK 719 C | 1/2" |
| 0889067 | RK 719 C | 3/4" |
| 0889068 | RK 719 C | 1" |
| 0888107 | RK 719 C | 1 1/4" – 1 1/2" |
| 0888108 | RK 719 C | 2" |

Kit consists of: Cover and Cover O-ring.

