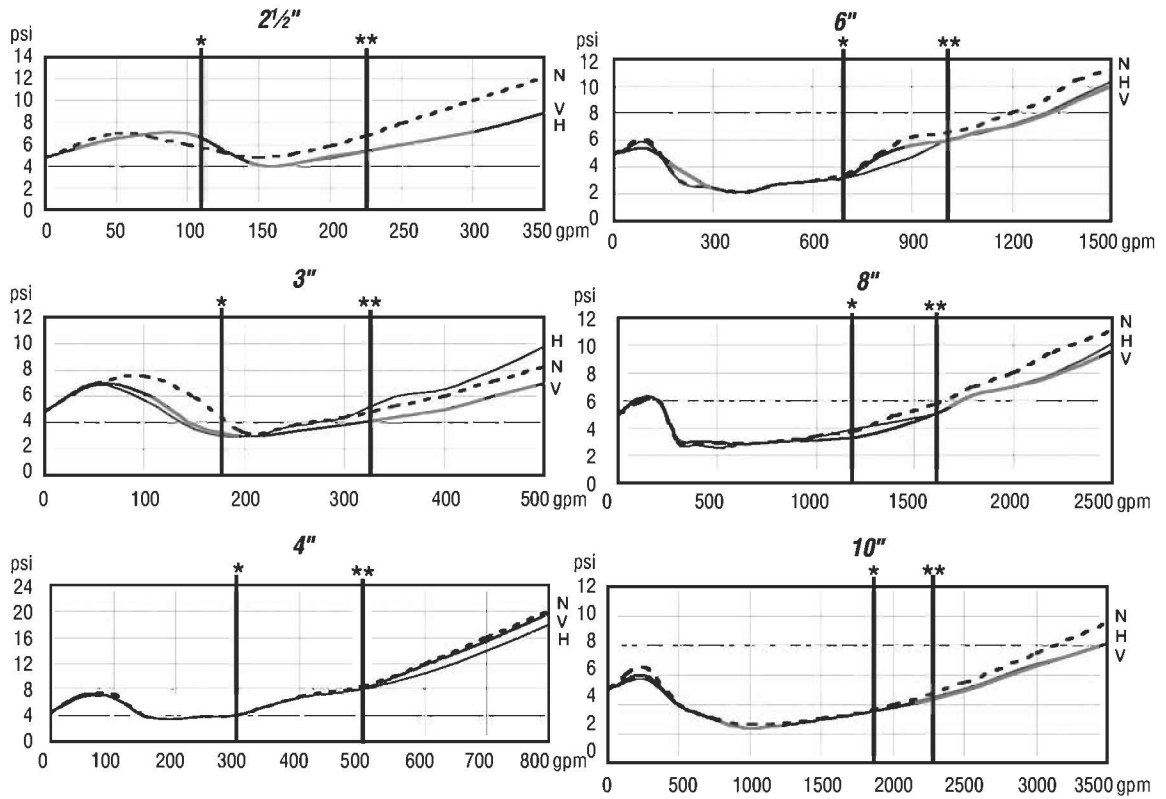


* = Rated flow ** = UL Rated flow

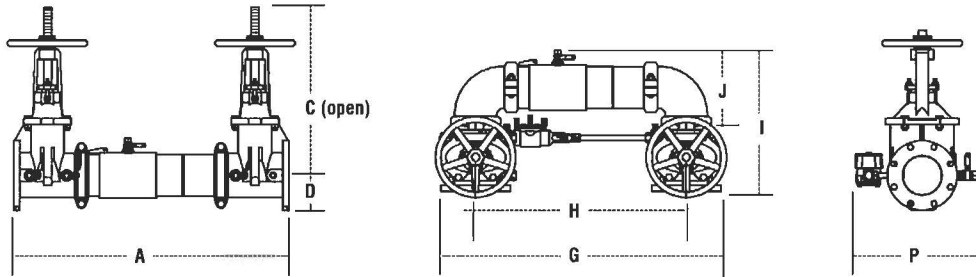
Flow Curves

— Horizontal — Vertical - - - - N - Pattern

Repair Kits for Model 757 (DCDA) are on Model 757 (DC) Product Page.

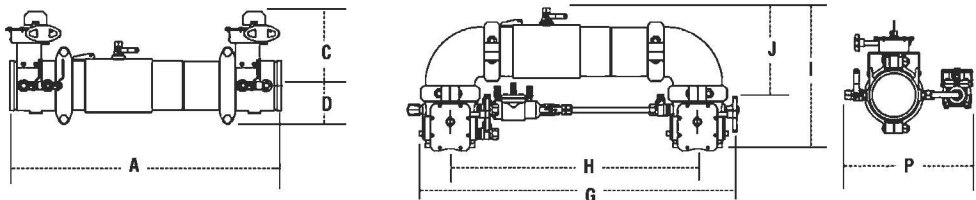


Dimensions — Weight



757DCDA / 757NDCDA

SIZE (DN)		DIMENSIONS										WEIGHT									
		A		C (OSY)		D		G		H		I		J		P		757DCDA		757NDCDA	
in.	mm	in.	mm	in.	mm	in.	mm	in.	mm	in.	mm	in.	mm	in.	mm	in.	mm	lbs.	kgs.	lbs.	kgs.
2 1/2	65	31	787	16 3/8	416	3 1/2	89	29 1/16	738	22	559	15 1/2	393	8 13/16	223	13 3/16	335	139	63	147	67
3	80	31 1/16	805	18 7/8	479	3 1/16	94	30 3/4	768	22 3/4	578	17 1/8	435	9 9/16	233	14 1/2	368	159	72	172	78
4	100	33 1/16	856	22 3/4	578	4	102	33	838	24	610	18 1/2	470	9 5/16	252	15 3/16	386	175	79	198	90
6	150	44	1118	30 1/8	765	5 1/2	140	44 3/4	1137	33 3/4	857	23 3/16	589	13 1/16	332	19	483	309	140	350	159
8	200	50	1270	37 3/4	959	6 1/16	170	54 1/8	1375	40 5/8	1032	27 1/16	697	15 1/16	399	21 3/16	538	494	224	569	258
10	250	57 1/2	1460	45 3/4	1162	8 1/16	208	66	1676	50	1270	32 1/2	826	17 5/16	440	24	610	795	361	965	438



757DCDABFG / 757NDCDABFG

SIZE (DN)		DIMENSIONS										WEIGHT									
		A		C		D		G		H		I		J		P		757DCDABFG		757NDCDABFG	
in.	mm	in.	mm	in.	mm	in.	mm	in.	mm	in.	mm	in.	mm	in.	mm	in.	mm	lbs.	kgs.	lbs.	kgs.
2 1/2	65	28	711	8	203	3 1/2	89	29 7/8	759	22	559	14 15/16	379	8 13/16	223	13	330	70	32	78	35
3	80	28 1/2	724	8 5/16	211	3 1/16	94	30 11/16	779	22 3/4	578	15 1/16	392	9 9/16	233	13 1/2	343	68	31	81	37
4	100	29 3/16	741	8 5/16	227	3 1/16	94	31 15/16	811	24	610	16 1/4	412	9 15/16	252	14	356	75	34	98	44
6	150	36 1/2	927	10	254	5	127	43 3/16	1097	33 3/4	857	19 11/16	500	13 1/16	332	14 1/2	368	131	59	171	78
8	200	43	1092	12 1/4	311	6 1/2	165	51 1/16	1297	40 5/8	1032	23 3/16	592	15 11/16	399	18 3/16	462	275	125	351	159