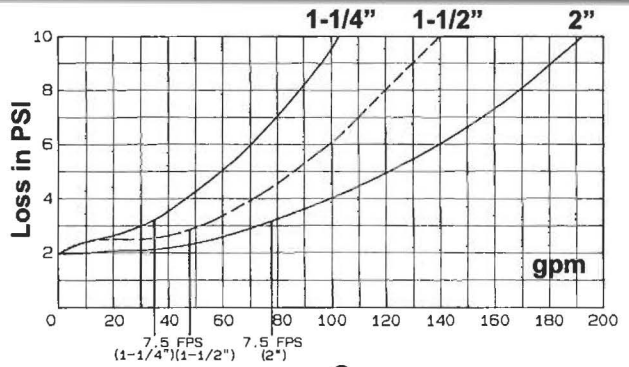
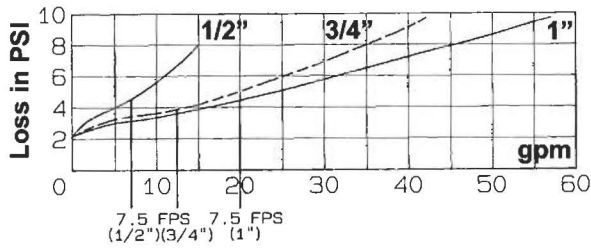
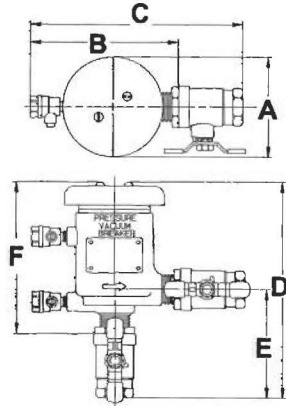


FLOW CURVES

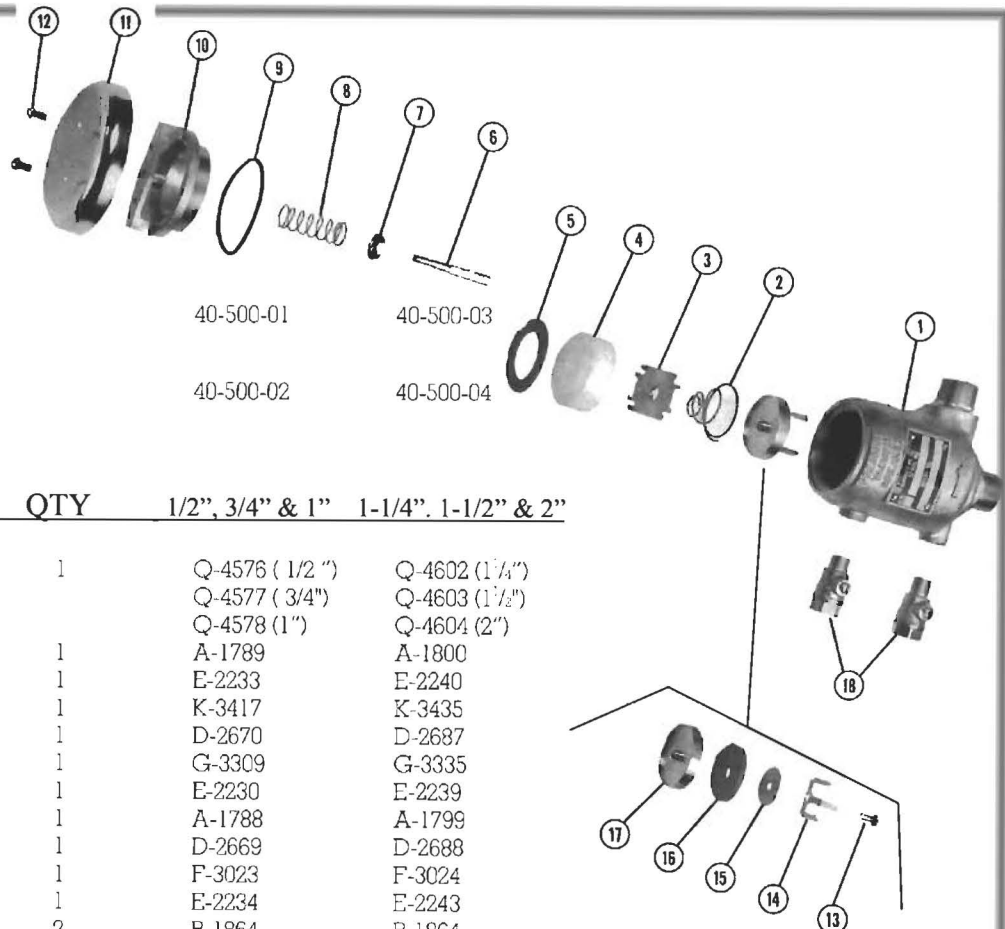


DIMENSIONS & WEIGHTS

Body Size	1/2"	3/4"	1"	1-1/4"	1-1/2"	2"
A	3-7/8	3-7/8	3-7/8	6-5/8	6-5/8	6-5/8
B (Less Ball Valves)	5-7/8	5-7/8	5-7/8	8-3/4	8-3/4	8-3/4
C	8-1/4	8-1/2	9-1/8	11-7/8	12-1/8	13
D	8-1/8	8-3/8	9	12-1/8	12-13/16	13-7/8
E	3-7/8	4-1/8	4-3/4	6-1/8	6-7/8	7-15/16
F (Less Ball Valves)	5-7/8	5-7/8	5-7/8	9-1/4	9-1/4	9-1/4
Test Cocks	1/8x1/4 NPT	1/8x1/4 NPT	1/8x1/4 NPT	1/4x1/4 NPT	1/4x1/4 NPT	1/4x1/4 NPT
Net Wt. (less ball valves)	4.0	4.25	4.5	14.0	14.1	14.2
Net Wt. (with ball valves)	5.5	6.25	7.0	20.5	22.3	28.3
Shpg. Wt.(less ball valves)	5.0	5.25	5.5	15.2	15.6	15.7
Shpg. Wt. (w/ball valves)	6.5	7.25	8.0	21.7	23.8	29.8



REPAIR PARTS PVB 40-500



Repair Kits

RUBBER REPAIR KIT
5, 9, 16

40-500-01

40-500-03

COMPLETE REPAIR KIT
2, 4, 5, 6, 8, 9, 13, 14
15, 16, 17

40-500-02

40-500-04

Item	Description	QTY	1/2", 3/4" & 1"	1-1/4", 1-1/2" & 2"
1	BODY	1	Q-4576 (1/2 ") Q-4577 (3/4") Q-4578 (1")	Q-4602 (1 1/4") Q-4603 (1 1/2") Q-4604 (2")
2	CHECK SPRING	1	A-1789	A-1800
3	SPRING RETAINER	1	E-2233	E-2240
4	FLOAT	1	K-3417	K-3435
5	FLOAT DISC	1	D-2670	D-2687
6	GUIDE STEM	1	G-3309	G-3335
7	SPRING WASHER	1	E-2230	E-2239
8	FLOAT SPRING	1	A-1788	A-1799
9	CAP O-RING	1	D-2669	D-2688
10	CAP	1	F-3023	F-3024
11	INLET CANOPY	1	E-2234	E-2243
12	SCREW	2	B-1864	B-1864
13	SCREW	1	B-1864	B-1878
14	CHECK GUIDE	1	E-2232	E-2242
15	WASHER	1	E-2231	N/A
16	SEAT DISC	1	D-2671	D-2689
17	SEAT HOLDER	1	K-3418	K-3436
18	TEST COCK	2	78-257-01	78-258-01

**American Backflow
Specialties**

www.americanbackflow.com

(800) 66-BKFLO